

Orinda Union School District

2020-21 UNAUDITED ACTUALS FINANCIAL REPORT

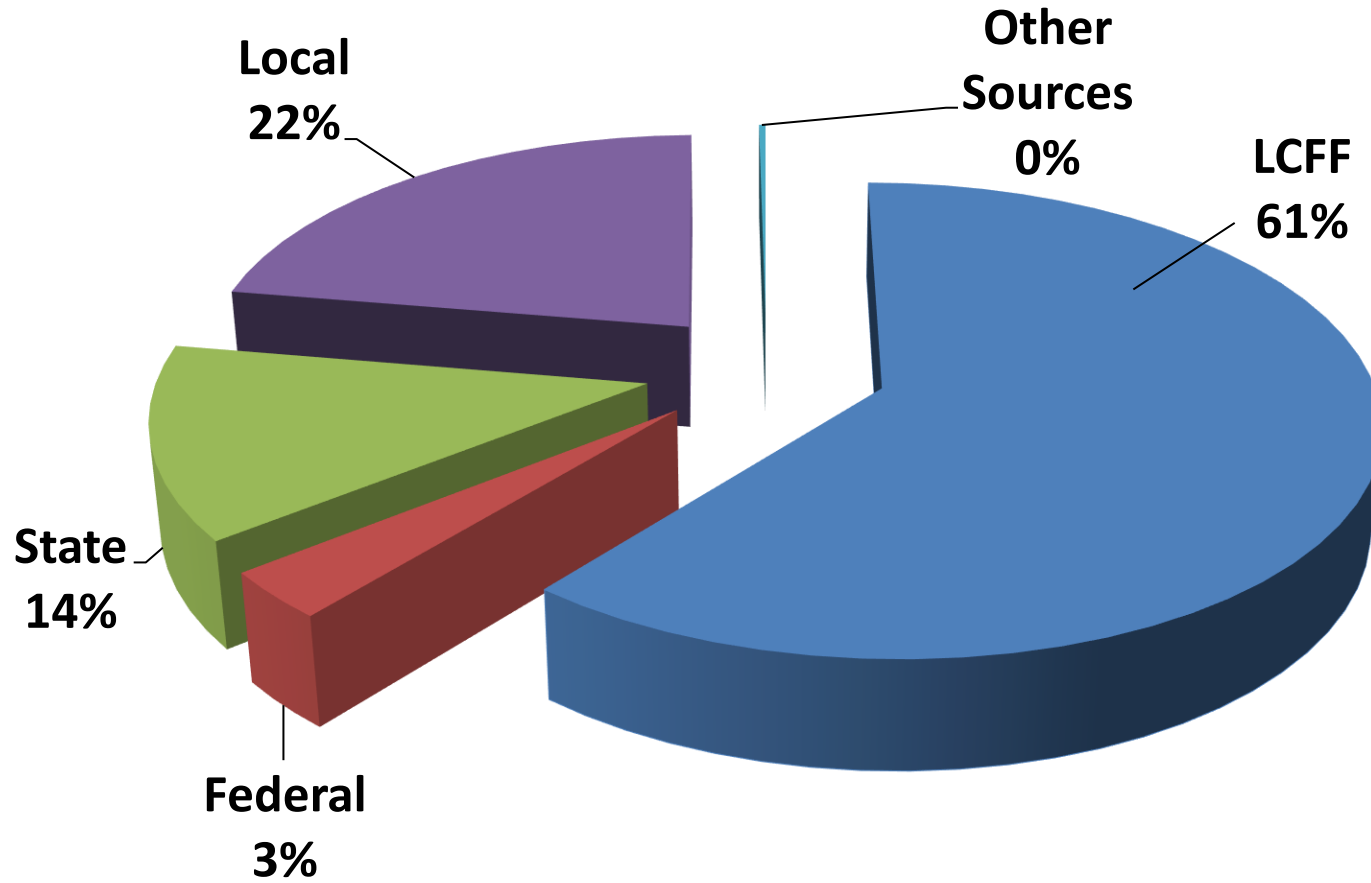


Board Meeting: September 13, 2021

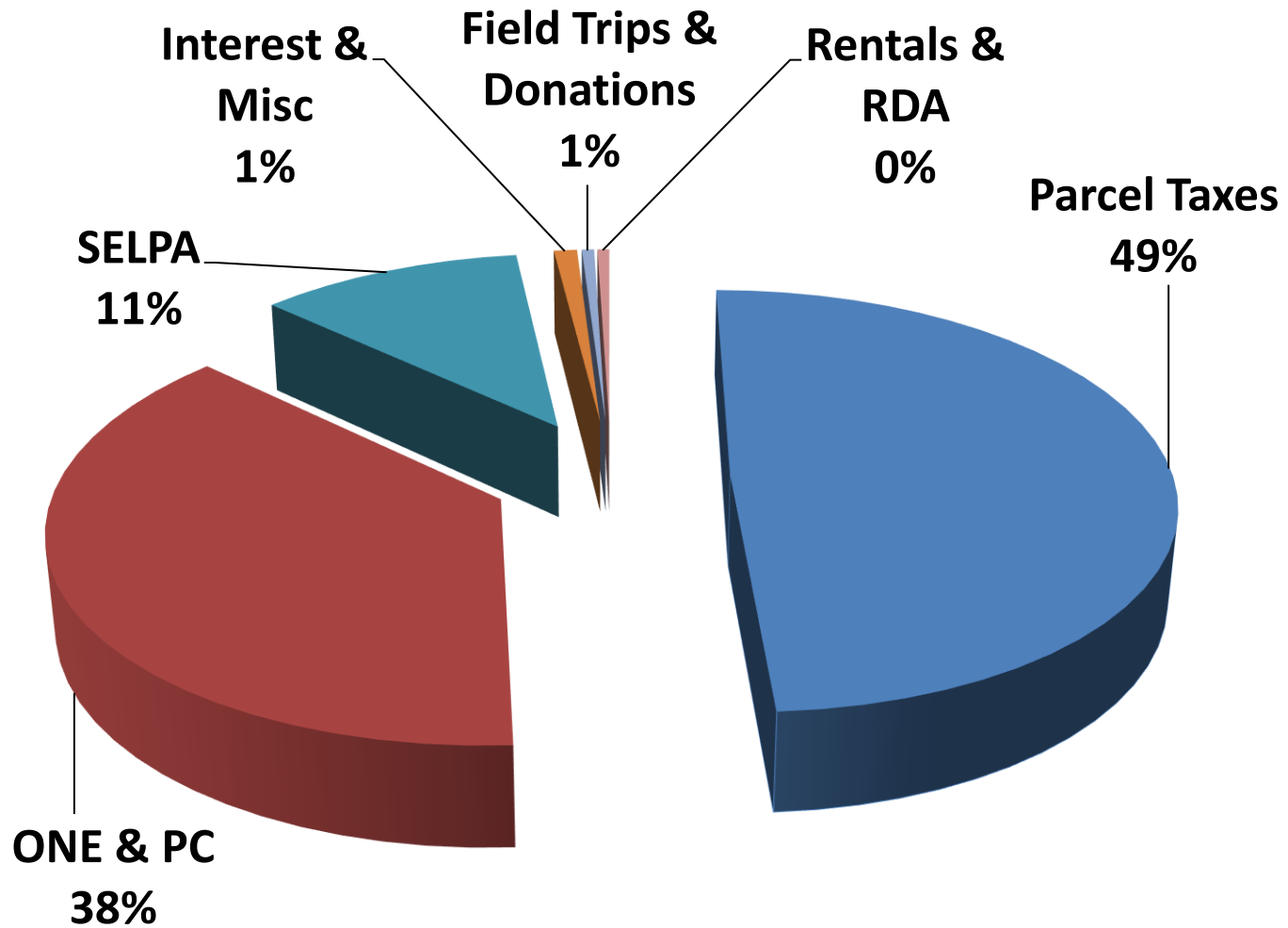
2020-21 General Fund Summary

	Unrestricted	Restricted	Total
Description	Actuals	Actuals	Actuals
Beginning Balance	5,954,792	802,477	6,757,269
Revenues	20,093,525	14,638,068	34,731,593
Expenditures	19,083,208	13,675,935	32,759,143
NET INCOME	1,010,318	962,133	1,972,451
Ending Balance	6,965,110	1,764,610	8,729,720

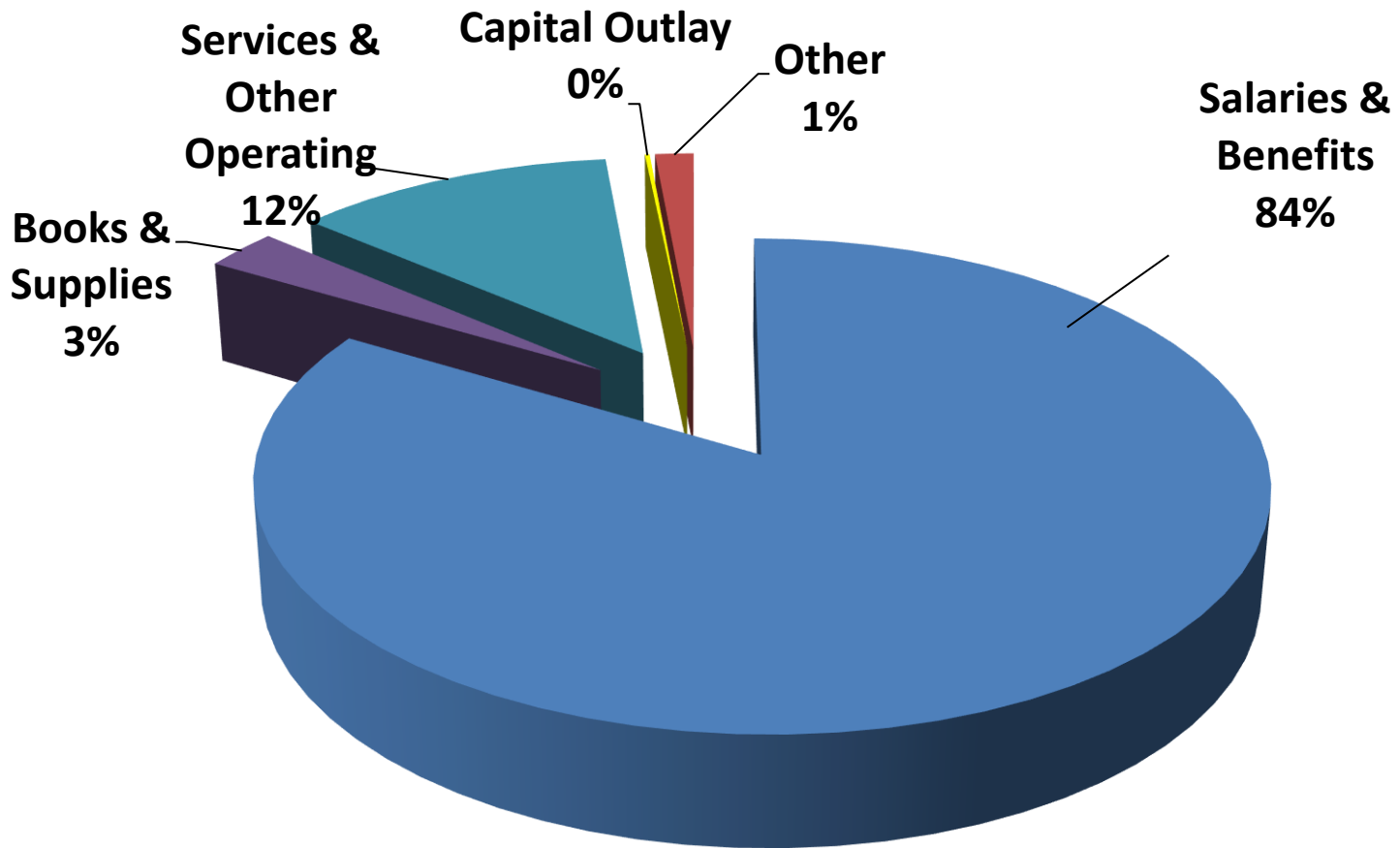
2020-21 Revenues \$34.7M



2020-21 Local Revenues \$7.7M



2020-21 Expenditures \$32.7M



Ending Fund Balance

	2020-21 Actuals	2021-22 Budget
Beginning Balance	6,757,269	8,729,720
Revenues	34,731,593	33,512,402
Expenditures	32,759,142	33,636,174
Ending Fund Balance	8,729,720	8,605,948

Components of Ending Fund Balance	2020-21 Actuals	2021-22 Budget
Legally Restricted Balances	1,764,610	1,776,610
Assigned	1,245,558	1,121,167
Reserve for Economic Uncertainties	2,948,323	3,027,256
Unassigned/Unappropriated	2,771,229	2,680,915
Ending Balance	8,729,720	8,605,948

Ending Fund Balances - Other Funds as of June 30, 2021

Fund	Amount
21 - Building Fund (Measures E & I)	17,962,418
25 - Capital Facilities (Developer Fees)	596,781
40 - Special Reserve for Capital Projects	3,285,218
51 - Bond Interest and Redemption	4,728,737
71 - Retiree Fund (OPEB)	1,257,585

On the Horizon

- Audit 20/21 Financials October
- CALPADS Count October
- First Interim Report 21/22 December
- P-1 Attendance Report December
- Audit Report 2020/21 December
- Governor's 22/23 Budget January

Thank you !

